


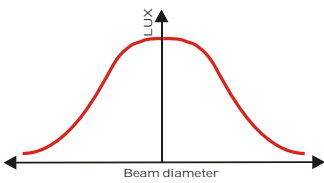
# Robin 300E/600E Spot

Robin series


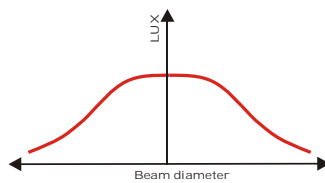
Robin 300E Spot/Robin 600E Spot  
Light intensity distribution via the "Hot-Spot" channel



Hot-Spot channel = 0%



Hot-Spot channel = 27%



Hot-Spot channel = 55%

